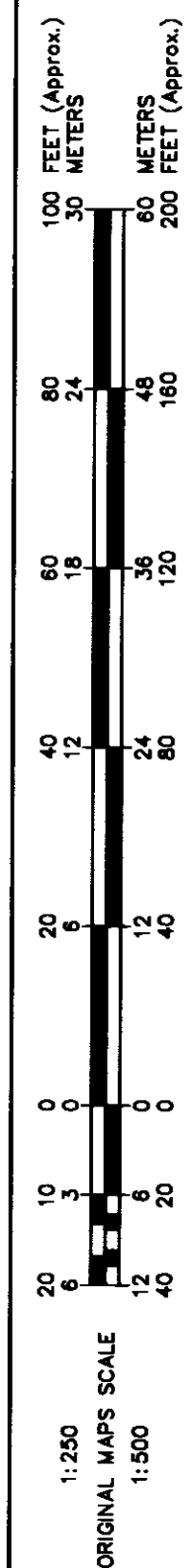
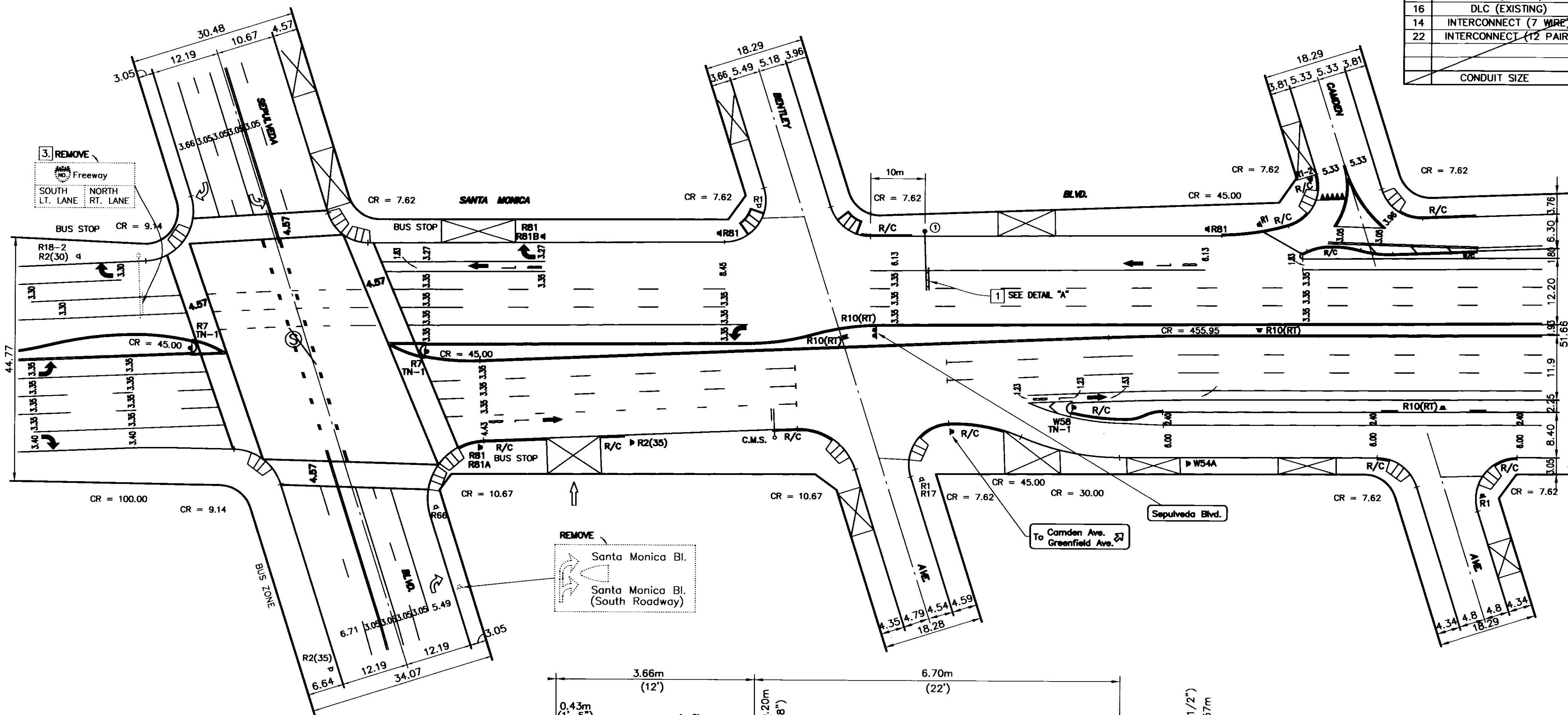


SIGNAL STANDARD SCHEDULE					
No.	TYPE	FOUND. TYPE	PED. PUSH BUTN TYPE	PHASE	REMARKS
1	Overhead	PF 34			10.4m (34') Cantilever Arms.

ESTIMATED MATERIAL FURNISHED BY LADOT	
UNITS	MATERIAL

ESTIMATED SALVAGE MATERIAL TO BE RETURNED TO LADOT	
UNITS	MATERIAL

CONDUCTOR SCHEDULE		
SIZE No.	CABLE / WIRE	CONDUCTOR SCHEDULE
5	CONDUCTOR CABLE 5 X #14	
9	CONDUCTOR CABLE 8 X #14 & 1 X #12 (COM)	
12	CONDUCTOR CABLE 11 X #14 & 1 X #12 (COM)	
28	CONDUCTOR CABLE 27 X #14 & 1 X #10 (COM)	
SERVICE		
14	PED PUSH BUTTON	
18	DLC (2 PAIR)	
16	DLC (EXISTING)	
14	INTERCONNECT (7 WIRE)	
22	INTERCONNECT (12 PAIR)	
CONDUIT SIZE		

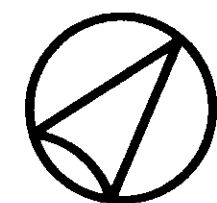
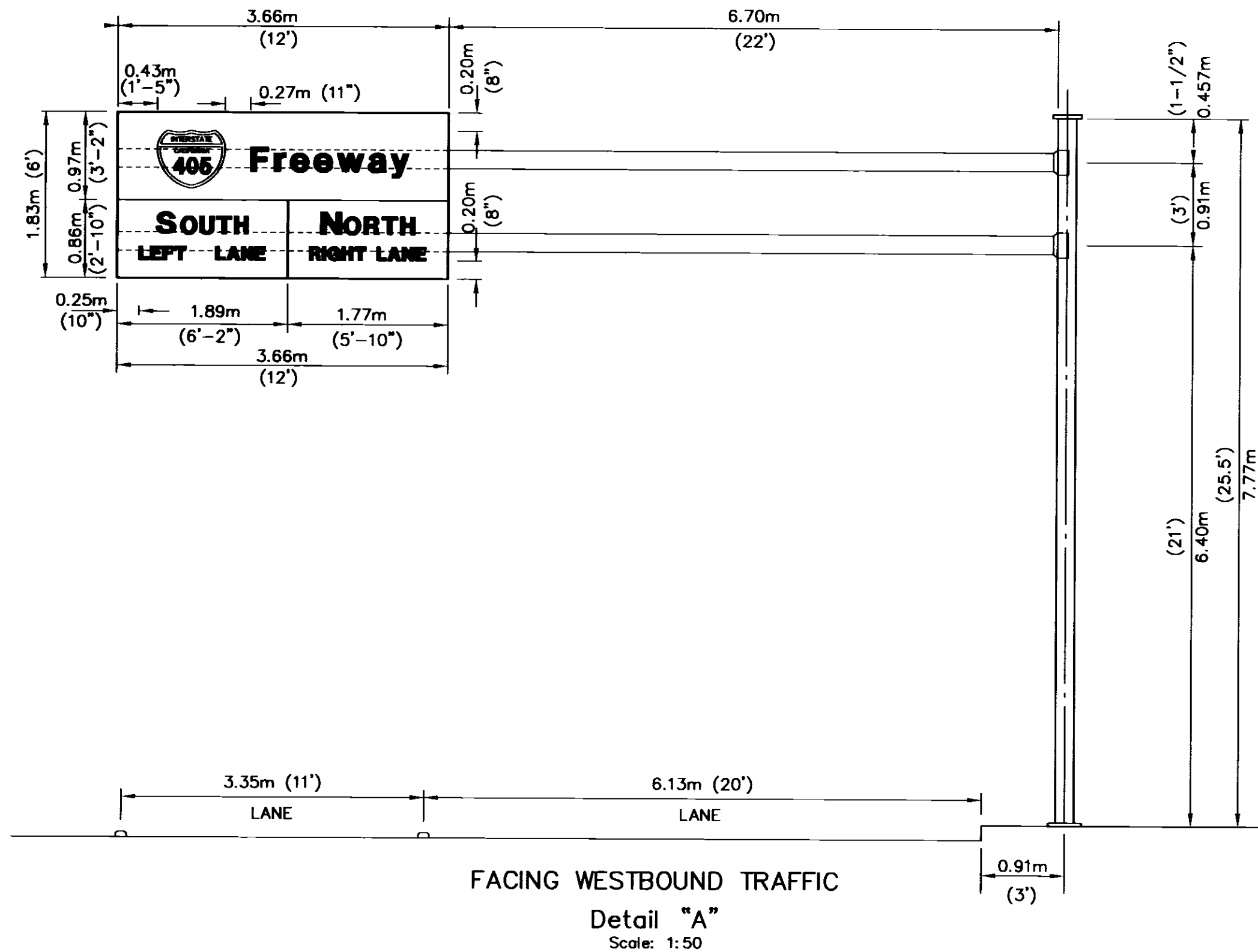


**NOTES:**



- INSTALL NON-ILLUMINATED REFLECTORIZED OVERHEAD SIGN PER DETAIL "A" ON 10.4m (34 FT.) CANTILEVER ARMS AND PF-34 FOUNDATION PER LADOT STD. DWG. NO. S-92.2 AT LOCATION (1). REFER TO LADOT STD. DWG. NO. S-45.0 FOR NON-ILLUMINATED SIGN PANEL STRUCTURAL DETAIL.
- INSTALL/REMOVE STRIPING, PAVEMENT MARKINGS, AND SIGNS PER LADOT GEOMETRIC DESIGN PLAN NO. A-3166.
- REMOVE OVERHEAD SIGN PANEL, STANDARD, AND FOUNDATION.

**GUIDE SIGN:**

- "FREEWAY"  
U.C. - 270mm (10.67")  
L.C. - 200mm (8")
- INTERSTATE ROUTE SHIELD - 813mm x 635mm (32" X 25")  
- 10" (250mm) NUMBERS
- "SOUTH" S - CAP - 250mm(10") SERIES D  
OUTH - CAPS - 200mm (8") SERIES D  
"NORTH" N - CAP - 250mm(10") SERIES D  
ORTH - CAPS - 200mm (8") SERIES D  
LANE ASSIGNMENT - CAPS - 150mm(6") SERIES D
- DIVISION AND BORDER LINES - 38mm (1.5") STROKE
- REFLECTORIZED SHEETING - WHITE LEGEND (DIAMOND GRADE/VP) ON GREEN BACKGROUND (HIGH INTENSITY)



Scale: 1:500  
North/South: BENTLEY AVE.



**SANTA MONICA BLVD. TRANSIT PARKWAY PROJECT**

RECOMMENDED: April 30, 2002  
APPROVED: April 30, 2002  
Ena Van Der Laan, Transportation Engineer  
Thomas Jones, Senior Transportation Engineer

<b>AS BUILT</b>		CITY OF LOS ANGELES <b>DEPARTMENT OF TRANSPORTATION</b> RITA L. ROBINSON, General Manager	
Date of Installation:		TITLE <b>OVERHEAD SIGN SANTA MONICA BLVD. Between BENTLEY AVE. &amp; CAMDEN AVE. (WESTBOUND)</b>	
LADOT Inspector:		File Name <b>OHBENCAM-N1.DWG</b>	Project No. <b>90297</b>
Condition As Of:		NOTICE: IF PLAN HAS NOT BEEN IMPLEMENTED WITHIN TWO (2) YEARS OF THE APPROVAL DATE, IT MUST BE RESUBMITTED TO LADOT SIGNAL DESIGN SECTION FOR REVIEW AND APPROVAL.	
LADOT Engineer:		Intersection No.	
District:	WESTERN		
Thomas Guide:	632 E2		