

SIGNAL STANDARD SCHEDULE					
No.	TYPE	FOUND. TYPE	PED. PUSH BUTN TYPE	PHASE	REMARKS
1	Overhead *	CIDH **			

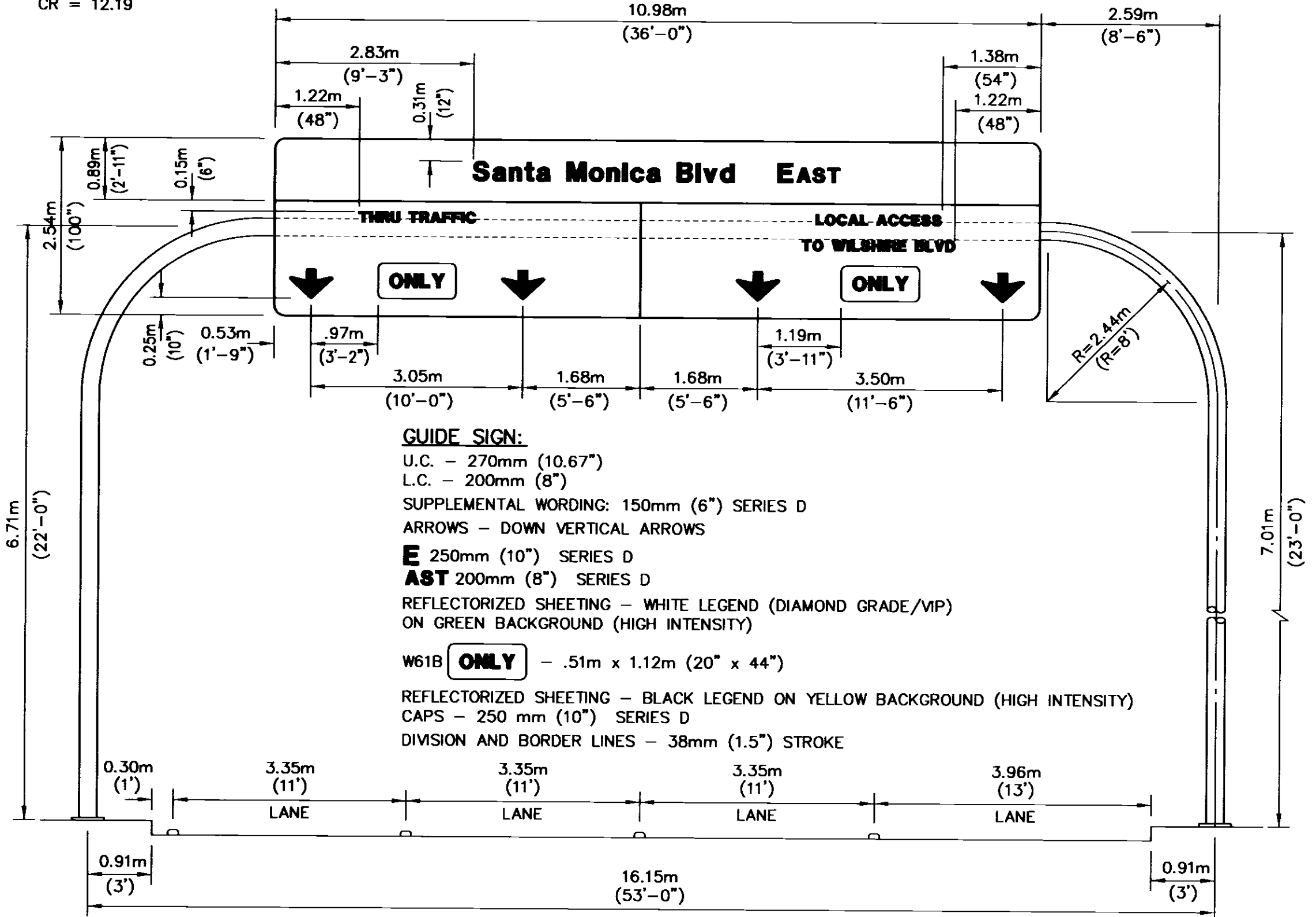
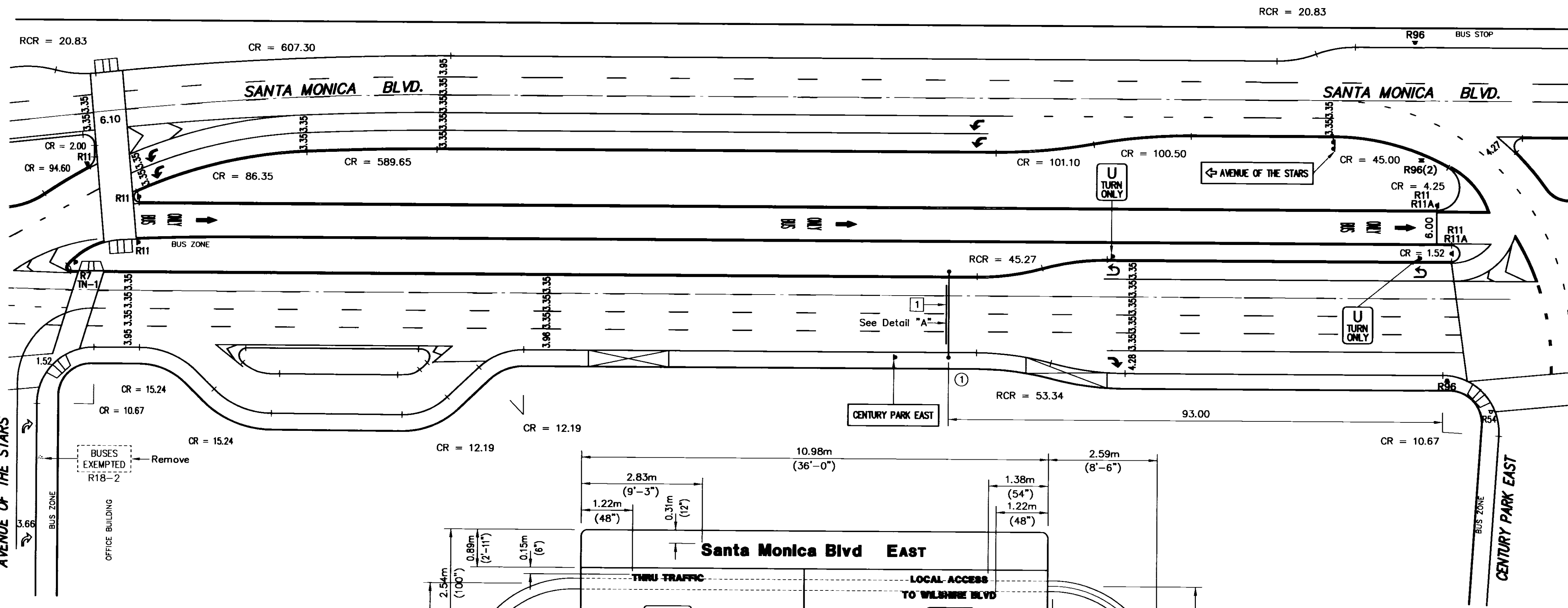
ESTIMATED MATERIAL FURNISHED BY LADOT	
UNITS	MATERIAL

ESTIMATED SALVAGE MATERIAL TO BE RETURNED TO LADOT	
UNITS	MATERIAL

CONDUCTOR SCHEDULE		RUN																							
SIZE No.	CABLE / WIRE	1	2	3	4	5	6	7	8	9	10	11	12	13	14	15	16	17	18	19	20	21	22	23	24
M	5 CONDUCTOR CABLE																								
U	5 X #14																								
L	9 CONDUCTOR CABLE																								
T	8 X #14 & 1 X #12 (COM)																								
I	12 CONDUCTOR CABLE																								
	11 X #14 & 1 X #12 (COM)																								
	28 CONDUCTOR CABLE																								
	27 X #14 & 1 X #10 (COM)																								
	SERVICE																								
	14 PED PUSH BUTTON																								
	18 DLC (2 PAIR)																								
	16 DLC (EXISTING)																								
	14 INTERCONNECT (7 WIRE)																								
	22 INTERCONNECT (12 PAIR)																								
	CONDUIT SIZE																								

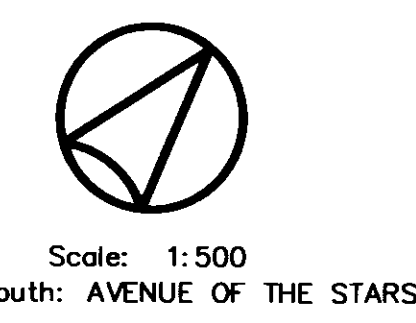
* Per CALTRANS Std. Dwg. No. S-40Q (NPS=10)
 ** Per CALTRANS Std. Dwg. No. S-40U

LOS ANGELES COUNTRY CLUB




GUIDE SIGN:
 U.C. - 270mm (10.67")
 L.C. - 200mm (8")
 SUPPLEMENTAL WORDING: 150mm (6") SERIES D
 ARROWS - DOWN VERTICAL ARROWS
E 250mm (10") SERIES D
AST 200mm (8") SERIES D
 REFLECTORIZED SHEETING - WHITE LEGEND (DIAMOND GRADE/VP) ON GREEN BACKGROUND (HIGH INTENSITY)
W61B ONLY - .51m x 1.12m (20" x 44")
 REFLECTORIZED SHEETING - BLACK LEGEND ON YELLOW BACKGROUND (HIGH INTENSITY)
 CAPS - 250 mm (10") SERIES D
 DIVISION AND BORDER LINES - 38mm (1.5") STROKE

FACING EASTBOUND TRAFFIC
 Detail "A"
 Not To Scale



Scale: 1:500
 North/South: AVENUE OF THE STARS

- NOTES:
- INSTALL NON-ILLUMINATED REFLECTORIZED OVERHEAD SIGN PER DETAIL "A" ON VERTICAL TWO-POST TYPE STRUCTURE PER CALTRANS STD. DWG. NO. S-40Q, WITHOUT WALKWAY. REFER TO CALTRANS STD. DWG. NO. S-40R TO S-40U FOR STRUCTURAL AND FOUNDATION DETAIL. REFER TO LADOT STD. DWG. NO. S-45.0 FOR LAMINATED SIGN PANEL SPECIFICATIONS. CONTRACTOR TO INSURE HORIZONTAL PIPE IS LEVEL.
 - INSTALL/REMOVE STRIPING, MARKINGS AND SIGNS PER LADOT GEOMETRIC DESIGN PLAN NO. A-3166.



SANTA MONICA BLVD. TRANSIT PARKWAY PROJECT

RECOMMENDED: April 30, 2002
 LADOT Inspector: Ina Van Der Laan
 APPROVED: April 30, 2002
 Senior Transportation Engineer: Thomas L. Jones

AS BUILT	
Date of Installation:	
Condition As Of:	
LADOT Engineer:	
District:	WESTERN
Thomas Guide:	632 E2
References:	

CITY OF LOS ANGELES DEPARTMENT OF TRANSPORTATION RITA L. ROBINSON, General Manager		
TITLE OVERHEAD SIGN SANTA MONICA BL. Bet AVE. OF THE STARS & CENTURY PARK EAST (EASTBOUND)		
File Name OH17880N.DWG	Intersection No. -	Project No. 90297
NOTICE: IF PLAN HAS NOT BEEN IMPLEMENTED WITHIN TWO (2) YEARS OF THE APPROVAL DATE, IT MUST BE RESUBMITTED TO LADOT SIGNAL DESIGN SECTION FOR REVIEW AND APPROVAL.		