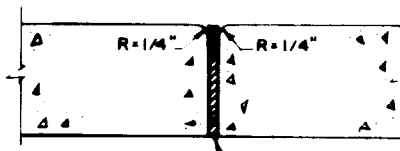


**EMERGENCY TIED TRANSVERSE CONSTRUCTION JOINT**

**NOTE:**

TIEBARS SHALL BE DEFORMED STEEL BARS CONFORMING TO ASTM A615, A616, OR A617. IF THE BARS ARE TO BE BENT AND LATER STRAIGHTENED, USE A615 STEEL BARS.



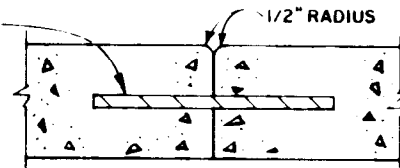
PREMOLDED EXPANSION JOINT FILLER PER SUBSECTION 201-3.2

**NOTE:**

EXPANSION JOINTS ARE RARELY USED IN CONCRETE PAVEMENT.

**EXPANSION JOINT**

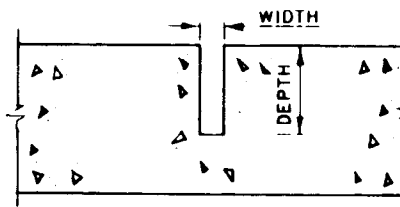
#4 DEFORMED TIEBAR  
30" LONG @ 30" OC



**NOTE:**

BUTT JOINT IS ALSO CALLED CONTACT JOINT OR COLD JOINT.

**TIED BUTT LONGITUDINAL CONSTRUCTION JOINT**



**NOTE:**

WEAKENED PLANE JOINTS IN CONCRETE PAVEMENT SHALL BE SAWED JOINTS. SEE SUBSECTION 302-6.5.4 FOR DIMENSIONS AND OTHER SPECIFICATIONS.

**WEAKENED PLANE (CONTRACTION) JOINT  
(TRANSVERSE OR LONGITUDINAL)**

DEPARTMENT OF PUBLIC WORKS

BUREAU OF ENGINEERING

CITY OF LOS ANGELES

**JOINTS IN CONCRETE PAVEMENT**

STANDARD PLAN  
S-430-1

SUBMITTED <i>May 28 1992</i>		
<i>[Signature]</i> ENGINEER OF DESIGN		
<i>[Signature]</i> DEPUTY ENGINEER		
APPROVED <i>June 4 1992</i>		
<i>[Signature]</i> CITY ENGINEER		
DESIGNED BY	DRAWN BY	CHECKED BY
RAB	RGM	RGC



REVISIONS	
NO	DESCRIPTION
1	REVISED TITLE, DESCRIPTIONS, INSTRUCTIONS AND GRAPHICS. ADDED BUTT JOINT.

SUPERSEDES	REFERENCES
B-3685	
VAULT INDEX NUMBER B-4117	
SHEET 1 OF 1 SHEETS	