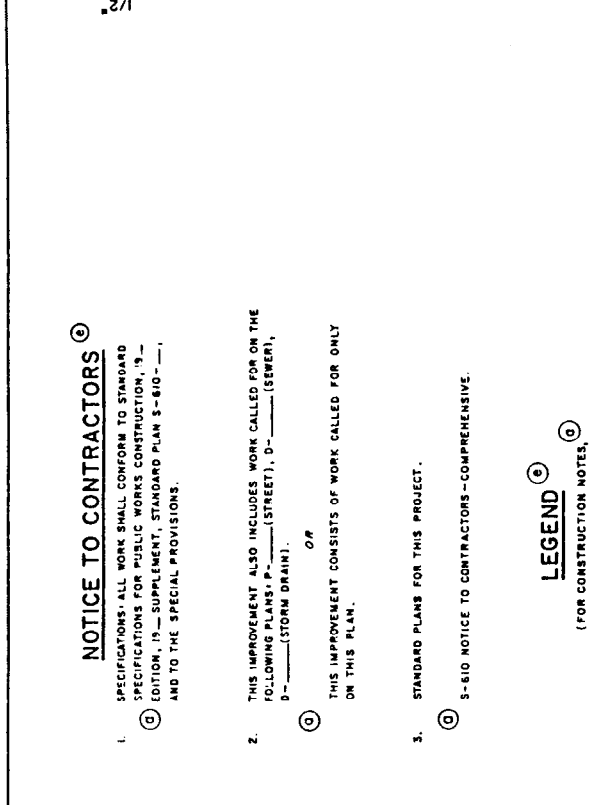


PROJECT NO.	DATE	PROJECT ENGINEER	DATE
PROJECT NAME	DATE	PROJECT ENGINEER	DATE
PROJECT ADDRESS	DATE	PROJECT ENGINEER	DATE
PROJECT CITY	DATE	PROJECT ENGINEER	DATE
PROJECT STATE	DATE	PROJECT ENGINEER	DATE
PROJECT COUNTY	DATE	PROJECT ENGINEER	DATE
PROJECT ZIP	DATE	PROJECT ENGINEER	DATE
PROJECT ELEVATION	DATE	PROJECT ENGINEER	DATE
PROJECT AREA	DATE	PROJECT ENGINEER	DATE
PROJECT PERMITS	DATE	PROJECT ENGINEER	DATE
PROJECT NOTES	DATE	PROJECT ENGINEER	DATE

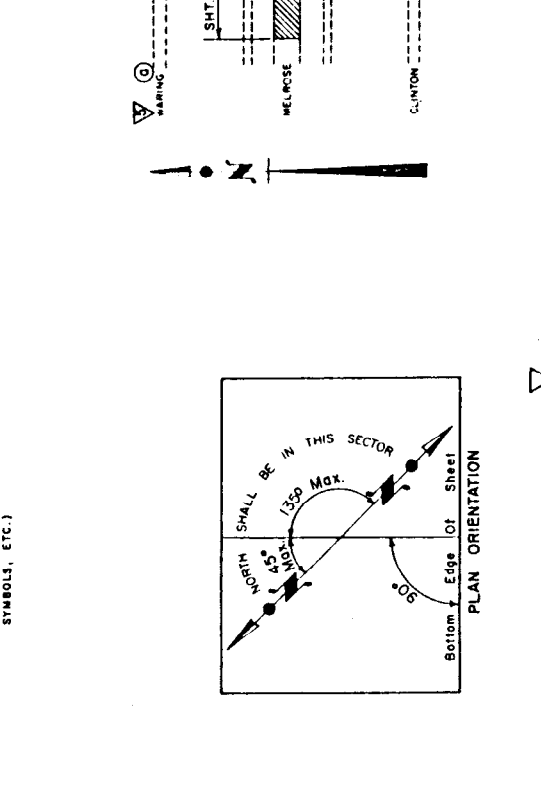
1/8"	1/4"	1/2"	3/4"	1"	1 1/4"	1 1/2"	2"	3"	4"	5"	6"	7"	8"	9"	10"	11"	12"	13"	14"	15"	16"	17"	18"	19"	20"	21"	22"	23"	24"	25"	26"	27"	28"	29"	30"	31"	32"	33"	34"	35"	36"	37"	38"	39"	40"	41"	42"	43"	44"	45"	46"	47"	48"	49"	50"	51"	52"	53"	54"	55"	56"	57"	58"	59"	60"	61"	62"	63"	64"	65"	66"	67"	68"	69"	70"	71"	72"	73"	74"	75"	76"	77"	78"	79"	80"	81"	82"	83"	84"	85"	86"	87"	88"	89"	90"	91"	92"	93"	94"	95"	96"	97"	98"	99"	100"
------	------	------	------	----	--------	--------	----	----	----	----	----	----	----	----	-----	-----	-----	-----	-----	-----	-----	-----	-----	-----	-----	-----	-----	-----	-----	-----	-----	-----	-----	-----	-----	-----	-----	-----	-----	-----	-----	-----	-----	-----	-----	-----	-----	-----	-----	-----	-----	-----	-----	-----	-----	-----	-----	-----	-----	-----	-----	-----	-----	-----	-----	-----	-----	-----	-----	-----	-----	-----	-----	-----	-----	-----	-----	-----	-----	-----	-----	-----	-----	-----	-----	-----	-----	-----	-----	-----	-----	-----	-----	-----	-----	-----	-----	-----	-----	-----	-----	-----	-----	-----	------



1	NOTICE TO CONTRACTORS
2	THIS IMPROVEMENT ALSO INCLUDES WORK CALLED FOR ON THE FOLLOWING PLANS: P- (STREET), D- (SEWER), D- (STORM DRAIN).
3	THIS IMPROVEMENT CONSISTS OF WORK CALLED FOR ONLY ON THIS PLAN.
4	STANDARD PLANS FOR THIS PROJECT.
5	S-610 NOTICE TO CONTRACTORS - COMPREHENSIVE.

1	LEGEND	(FOR CONSTRUCTION NOTES, SYMBOLS, ETC.)
---	--------	---

1	NOTICE TO CONTRACTORS
2	THIS IMPROVEMENT ALSO INCLUDES WORK CALLED FOR ON THE FOLLOWING PLANS: P- (STREET), D- (SEWER), D- (STORM DRAIN).
3	THIS IMPROVEMENT CONSISTS OF WORK CALLED FOR ONLY ON THIS PLAN.
4	STANDARD PLANS FOR THIS PROJECT.
5	S-610 NOTICE TO CONTRACTORS - COMPREHENSIVE.

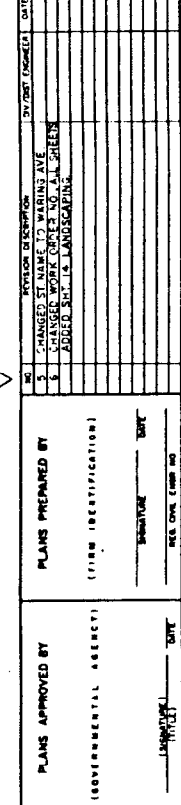


1	LEGEND	(FOR CONSTRUCTION NOTES, SYMBOLS, ETC.)
---	--------	---

1	LEGEND	(FOR CONSTRUCTION NOTES, SYMBOLS, ETC.)
---	--------	---

PROJECT NO.	DATE	PROJECT ENGINEER	DATE
PROJECT NAME	DATE	PROJECT ENGINEER	DATE
PROJECT ADDRESS	DATE	PROJECT ENGINEER	DATE
PROJECT CITY	DATE	PROJECT ENGINEER	DATE
PROJECT STATE	DATE	PROJECT ENGINEER	DATE
PROJECT COUNTY	DATE	PROJECT ENGINEER	DATE
PROJECT ZIP	DATE	PROJECT ENGINEER	DATE
PROJECT ELEVATION	DATE	PROJECT ENGINEER	DATE
PROJECT AREA	DATE	PROJECT ENGINEER	DATE
PROJECT PERMITS	DATE	PROJECT ENGINEER	DATE
PROJECT NOTES	DATE	PROJECT ENGINEER	DATE

1	NOTICE TO CONTRACTORS
2	THIS IMPROVEMENT ALSO INCLUDES WORK CALLED FOR ON THE FOLLOWING PLANS: P- (STREET), D- (SEWER), D- (STORM DRAIN).
3	THIS IMPROVEMENT CONSISTS OF WORK CALLED FOR ONLY ON THIS PLAN.
4	STANDARD PLANS FOR THIS PROJECT.
5	S-610 NOTICE TO CONTRACTORS - COMPREHENSIVE.



1	LEGEND	(FOR CONSTRUCTION NOTES, SYMBOLS, ETC.)
---	--------	---

1	LEGEND	(FOR CONSTRUCTION NOTES, SYMBOLS, ETC.)
---	--------	---

BUREAU OF ENGINEERING		DEPARTMENT OF PUBLIC WORKS		CITY OF LOS ANGELES	
TITLE SHEET PLAN LAYOUT				STANDARD PLAN S-621-5	
SUBMITTED April 30, 1971 <i>Joseph R. King</i> PROJECT ENGINEER	REVISIONS NO. DATE DESCRIPTION ENGR OF DESIGN CITY ENGINEER 5 3/22/84 REISSUANCE OF V. CORRECTED ILLEGIBLE NOTATIONS. <i>Joseph R. King</i> <i>Phil King</i>	SUPERSEDES DL-2375 B-3790 B-3859 B-3898 B-3953 B-4060	REFERENCES S-622	APPROVED April 30, 1971 <i>Joseph R. King</i> CITY ENGINEER	VOUCHER INDEX NUMBER B-4074 SHEET 1 OF 2 SHEETS
DESIGNED BY RE/AR/MN	DRAWN BY LK	CHECKED BY JL	PLANS PREPARED BY (FIRM IDENTIFICATION) CONTRACTOR DATE	PLANS APPROVED BY (GOVERNMENTAL AGENCY) DATE	CITY ENGINEER REGISTERED ENGINEER ENGINEER SEAL

## INSTRUCTIONS TO DESIGNER

1. If different types of construction (e.g.; sewer, street, storm drain, street lighting) are to be part of the same contract, one set of plans may be prepared to include the different types of work or separate sets may be prepared for each type, except for proposed traffic signal and street lighting which should be made a part of the street improvement plans. For a single set, however, the different types of work shall normally be prepared on separate sheets with its own set of "Notice to Contractor" notes on the first sheet for each type of improvement. Cross reference shall be made on the first sheet.
2. Project limits description in the title and "Index to Sheets" shall be from N to S and E to W for street plans and from downstream to upstream for sewer and storm drain plans.
3. All items under "Notice to Contractors" shall be numbered consecutively beginning with the "Specifications" note, with the applicable references, followed by the "improvement" note.
4. The total number of sheets shall be shown only on the first and last sheet of the plans.
5. A single revision number shall be designated for each group of revisions made on a given date. The revision number shall be shown on the plans enclosed by an inverted triangle.
6. Freehand lettering may be used in the preparation of all portions of the plans.
7. Lettering size shall be as noted by the encircled lower case letters and corresponds to the following table, except that the notes may be typed using a minimum size of Pica 10 pitch.

	Freehand Lettering	Transfer Letter	Leroy gnd Pen Size
(a)	5/32"	0.120"	120-0
(b)	5/32"	0.140"	140-1
(c)	6/32"	0.175"	175-2
(d)	7/32"	0.200"	200-2
(e)	8/32"	0.240"	240-3

8. Typical street sections for street improvement projects shall be shown with N or E on the right side. For sewer and storm drain projects, the street section shall be shown looking upstream.
9. Signature blocks for plans to be approved by other governmental agencies, prepared by private engineers and/or "For Grade Only" shall be included in the designated locations when applicable.
10. Standard sheet dimensions shall be as shown on Standard Plan S-622.
11. Standard Plans shall be listed under the "Notice to Contractors" by title and number (Including latest Revision).
12. Standard Plans of other Agencies shall not be used unless they pertain to work within their jurisdiction.