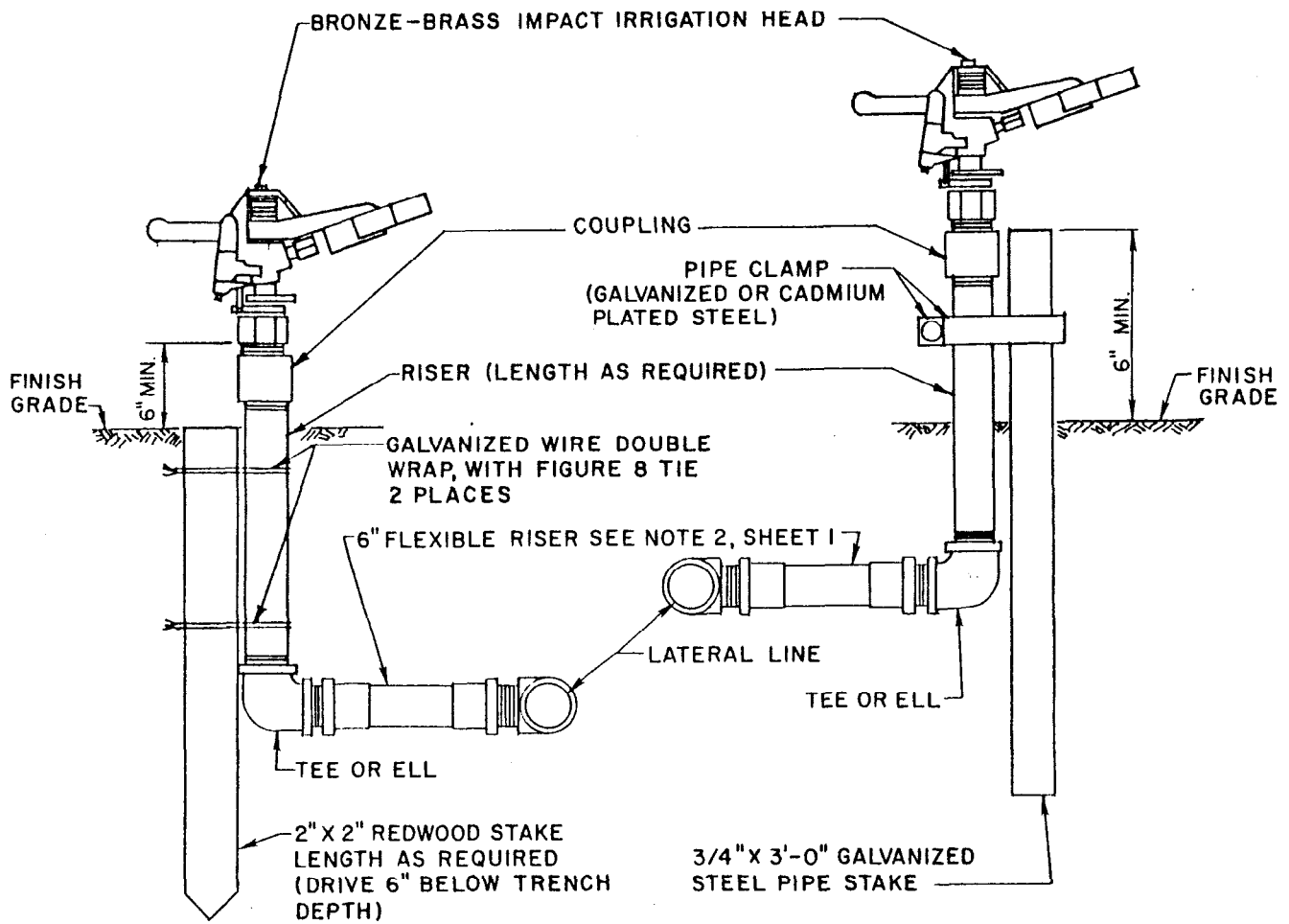


**NOTES:**

1. INSTALL LAWN SPRINKLER HEADS 3" ABOVE FINISH GRADE. BEFORE THE FIRST MOWING ADJUST ALL LAWN HEADS TO FINISH GRADE.
2. THE MAKE AND MANUFACTURER OF FLEXIBLE RISERS SHALL BE APPROVED BY THE ENGINEER PRIOR TO PURCHASE. UNLESS OTHERWISE SPECIFIED ON THE PLANS, USE OF THE FLEXIBLE RISER OR THE DOUBLE SWING JOINT IS OPTIONAL.

|   |                      |                            |             |                 |            |                                  |            |
|---|----------------------|----------------------------|-------------|-----------------|------------|----------------------------------|------------|
| BUREAU OF ENGINEERING   |                      | DEPARTMENT OF PUBLIC WORKS |             |                 |            | CITY OF LOS ANGELES              |            |
| <b>SHRUB, LAWN AND OSCILLATING SPRINKLER HEADS</b>              |                      |                            |             |                 |            | <b>STANDARD PLAN<br/>S-654-0</b> |            |
| SUBMITTED <i>January 1978</i>                                   | REVISIONS            |                            |             |                 |            | SUPERSEDES                       | REFERENCES |
| ENGINEER OF DESIGN<br><i>Robert S. Lewis</i><br>DEPUTY ENGINEER | NO.                  | DATE                       | DESCRIPTION | ENGR. OF DESIGN | CITY ENGR. |                                  |            |
| APPROVED <i>January 19 1978</i>                                 |                      |                            |             |                 |            |                                  |            |
| CITY ENGINEER<br><i>Donald C. Williams</i>                      |                      |                            |             |                 |            |                                  |            |
| DESIGNED BY<br>LANDSCAPE<br>STDS. COM.                          | DRAWN BY<br>R. G. M. | CHECKED BY<br>A. G.        |             |                 |            | VAULT INDEX NUMBER B-3917        |            |
|   |                      |                            |             |                 |            | SHEET 1 OF 3 SHEETS              |            |



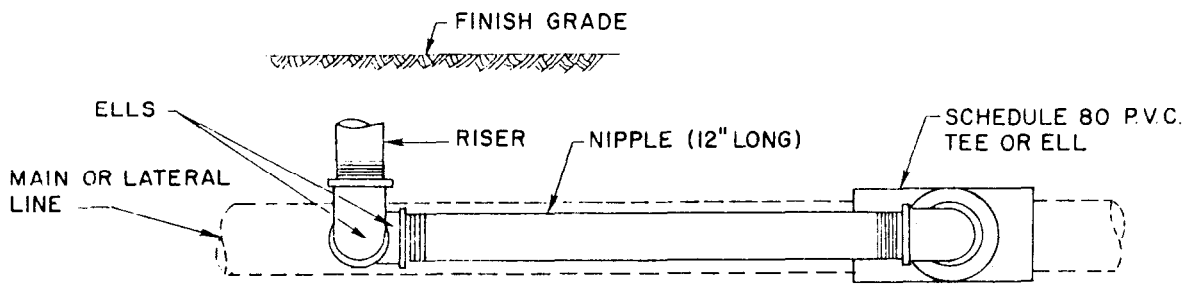
METHOD A

METHOD B

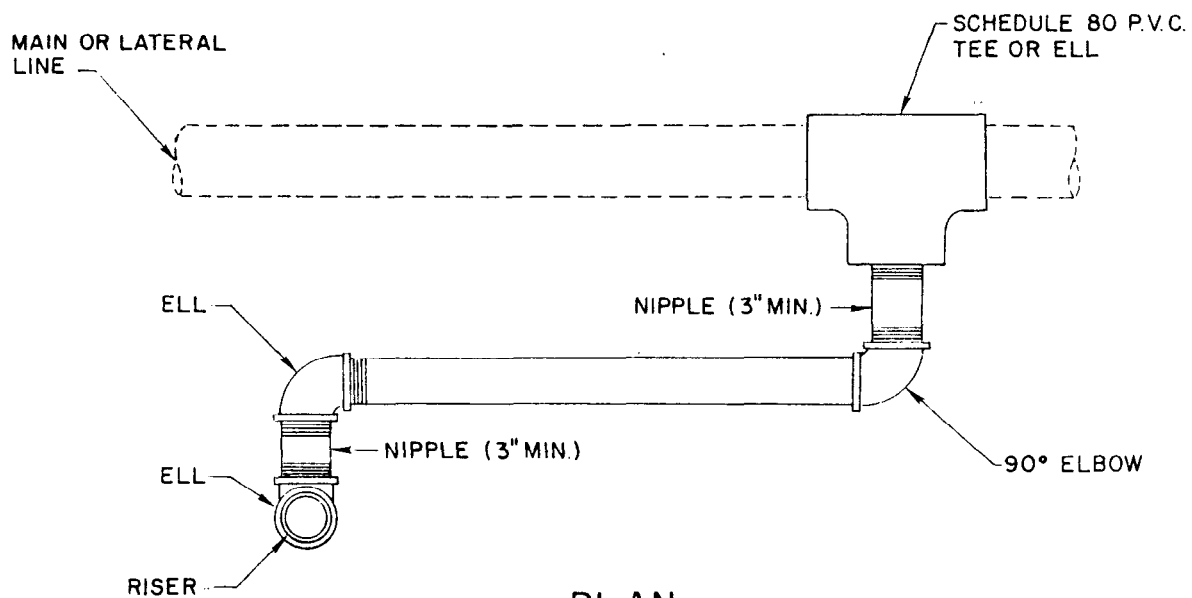
NOTE:

EXCEPT AS NOTED, ALL PIPE AND FITTINGS SHALL BE GALVANIZED STEEL PIPE IN ACCORDANCE WITH THE STANDARD SPECIFICATIONS SECTION 308-2.

OSCILLATING SPRINKLER HEAD



ELEVATION



PLAN

DETAIL A  
DOUBLE SWING JOINT

NOTE:

PIPE AND FITTINGS SHALL BE EITHER GALVANIZED STEEL PER THE STANDARD SPECIFICATIONS OR SCHEDULE 80 P.V.C.